




EUROPEAN WEEK OF
REGIONS & CITIES

2003 - 2022

New Challenges for
Europe's Cohesion



#EURegionsWeek

President of CCDR Algarve

José Apolinário









EUROPEAN WEEK OF
REGIONS & CITIES

2003 - 2022

New Challenges for Europe's Cohesion

1983-89 176,13 M€	1990-94 391 M€	1994-99 754 M€	2000-06 2.213 M€	2007-13 673,60 M€
<ul style="list-style-type: none"> • Environment • Aecessibilities • Education • Support to the productive sector 	<ul style="list-style-type: none"> • Environment • Aecessibilities • Support to the productive sector 	<ul style="list-style-type: none"> • Environment • Aecessibilities • Urban Renovation • Equipment • Support to the productive sector 	<ul style="list-style-type: none"> • Environment • Aecessibilities • Urban Renovation • Equipment • Support to the productive sector • Low Density Areas Revitalization • Training and Employment Support 	<ul style="list-style-type: none"> • Competitiveness, Innovation and Knowledge • Financial Instruments • Environment • Territory
 <p>Sewage treatment Sewage Treatment</p>	 <p>Water dam - Odeleite</p>	 <p>Public Facilities</p>	 <p>Convention centre Convention Centre</p>	 <p>Valuation and Promotion of SAGRES</p>
 <p>Wastewater treatment station</p>	 <p>Algarve Longitudinal Speedway</p>	 <p>Logistic Centre</p>	 <p>Maritime sports centre</p>	 <p>Ports and marinas</p>

#EURegionsWeek





EUROPEAN WEEK OF
REGIONS & CITIES

2003 - 2022

New Challenges for Europe's Cohesion

2022

2030



PRIORITY AREAS

#EURegionsWeek





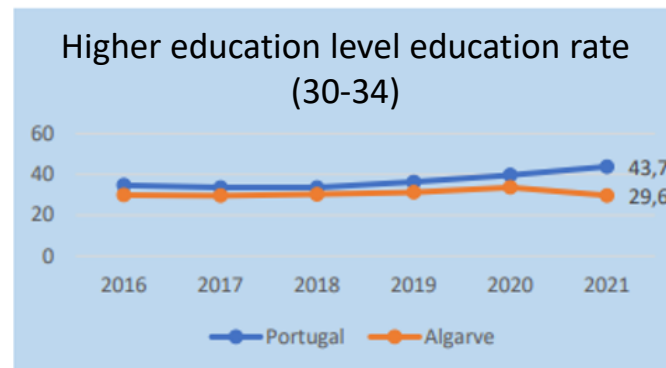
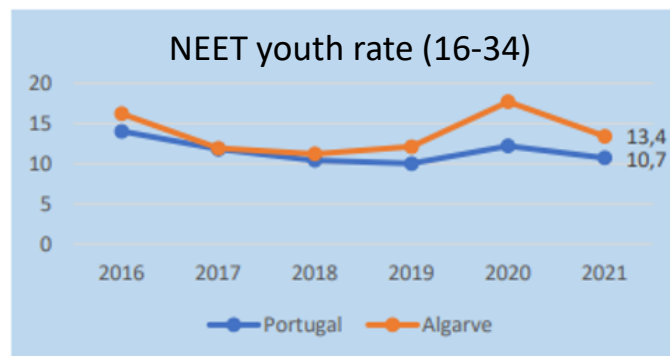
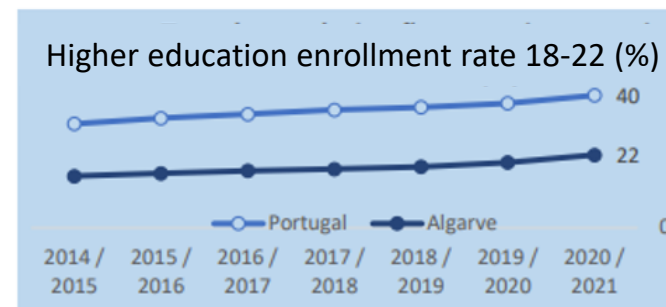
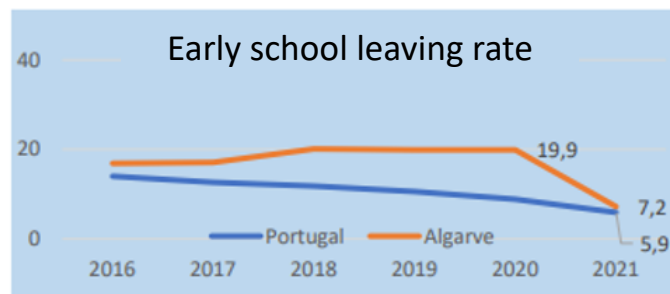
EUROPEAN WEEK OF
REGIONS & CITIES

2023 - 2024

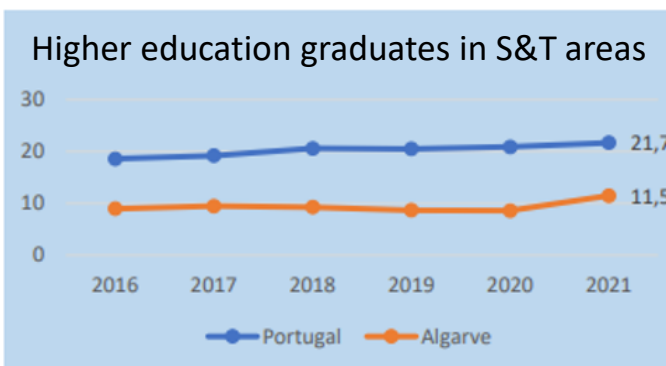
Qualifications: European Social Pillar

Fonte: INE

New Challenges for
Europe's Cohesion



	Scientific-humanistic courses	Professional courses
Students enrolled in secondary education	62,2	38,0
Retention and dropout rate	9,8	13,8
Completion rate	87,8	70,7



#EURregionsWeek





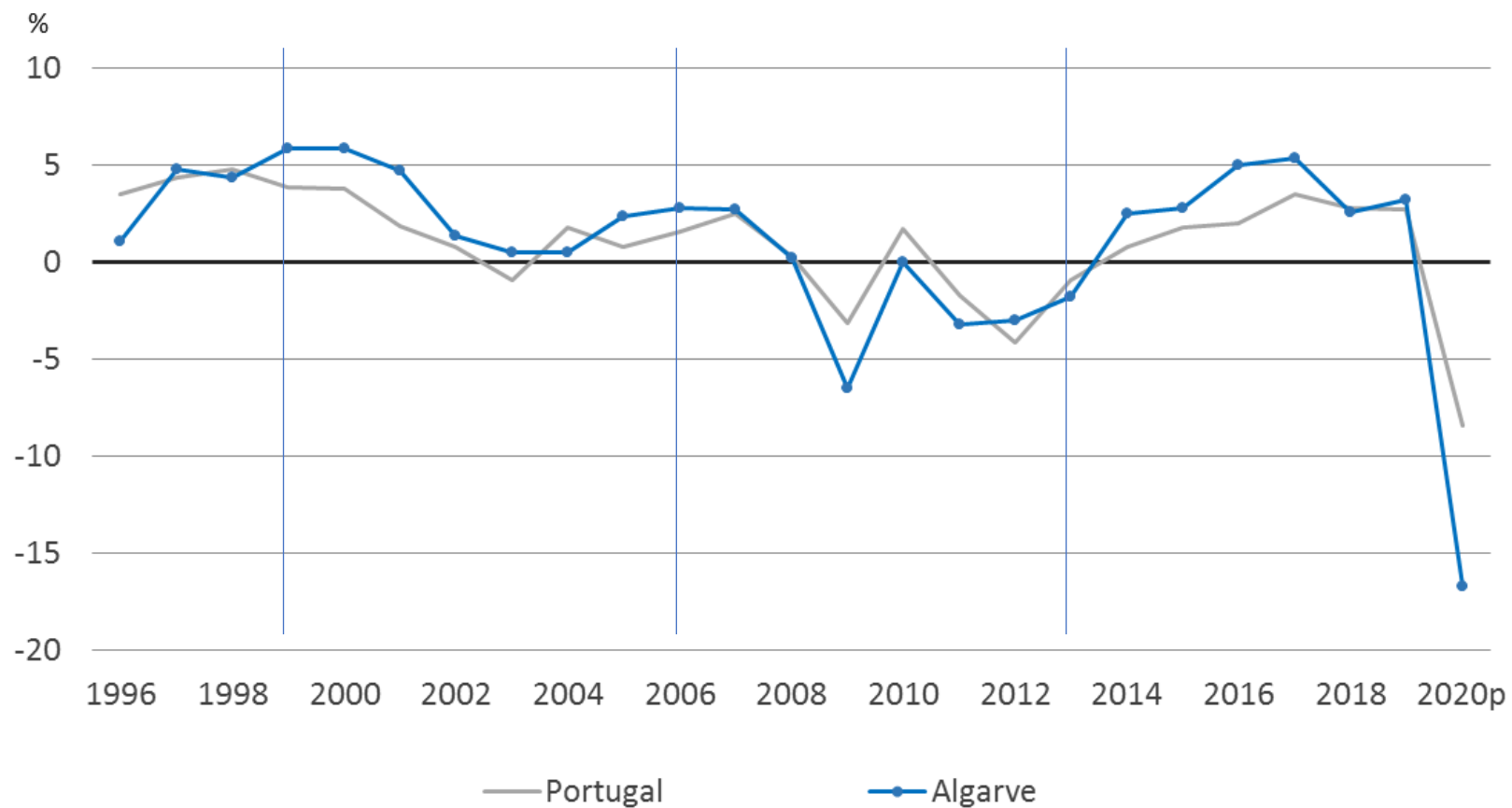
EUROPEAN WEEK OF
REGIONS & CITIES

2003 - 2022

Real changing rate of GDP (%)

Fonte: INE

New Challenges for
Europe's Cohesion



#EURegionsWeek





EUROPEAN WEEK OF
REGIONS & CITIES

2003 - 2022

Algarve. GDP per capita in percentage points (UE27=100)

Fonte: INE

New Challenges for
Europe's Cohesion

QCA II	
1994*	1999
84	87
	+3

QCA III	
2000	2006
88	91
	+3

QREN	
2007	2013
89	78
	-11

PT2020		
2014	2019	2020
79	88	78
		-1 -10

* 1995 value



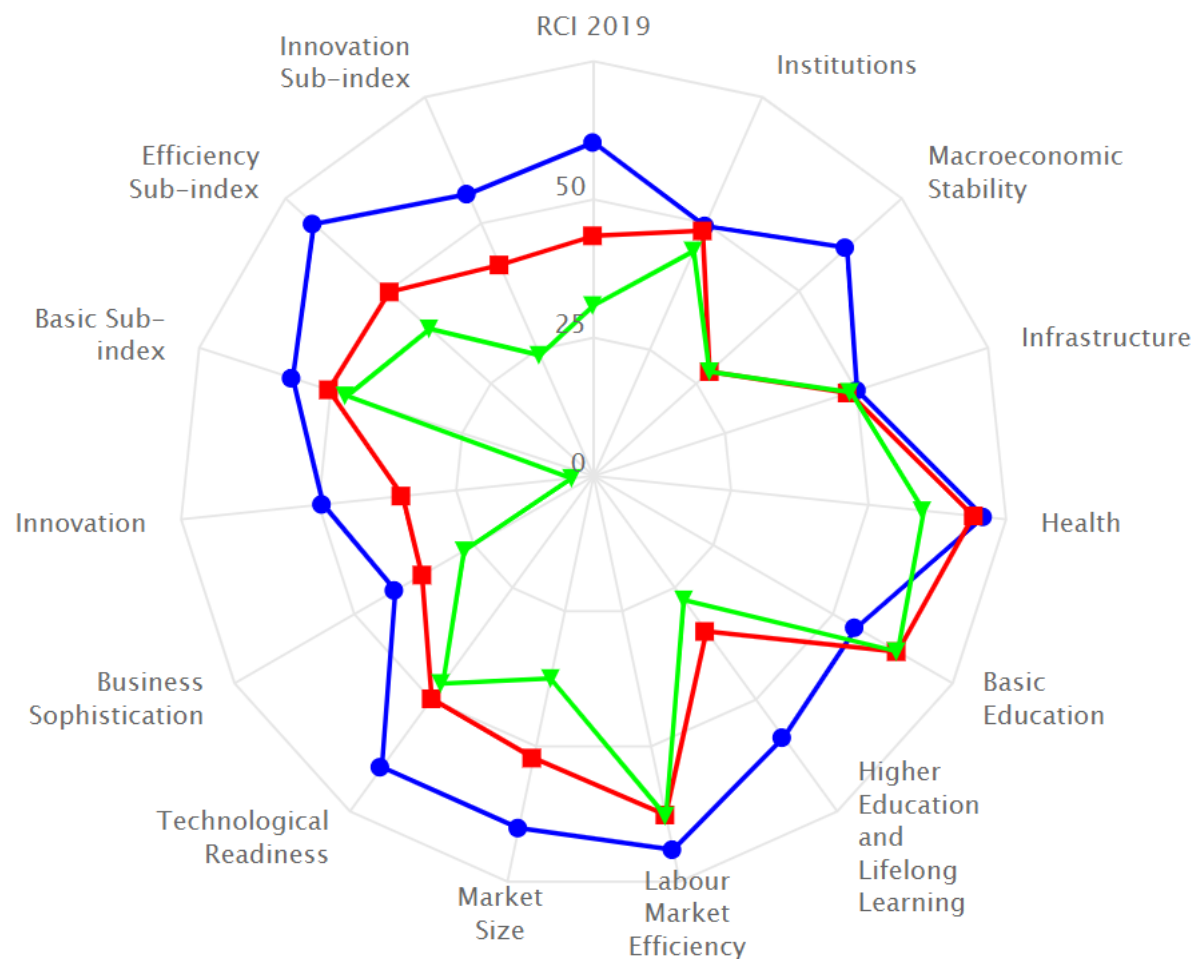


EUROPEAN WEEK OF
REGIONS & CITIES

2023 - 2024

Regional Competitiveness Indicators

New Challenges for
Europe's Cohesion



■ EU Average
■ PORTUGAL
■ Portugal: Algarve

#EURregionsWeek

Fonte: CE, The European Regional
Competitiveness Index 2019.





EUROPEAN WEEK OF
REGIONS & CITIES

2003 - 2022

Decentralization

**New Challenges for
Europe's Cohesion**

Decentralization:

Improve public services

Closer proximity



- Democratize territorial governance
- Decentralization and subsidiarity: transfer of competency to municipalities
- Strengthen sectoral coordination at regional level
- Improve local public service
- Better coordination of the different funding entities



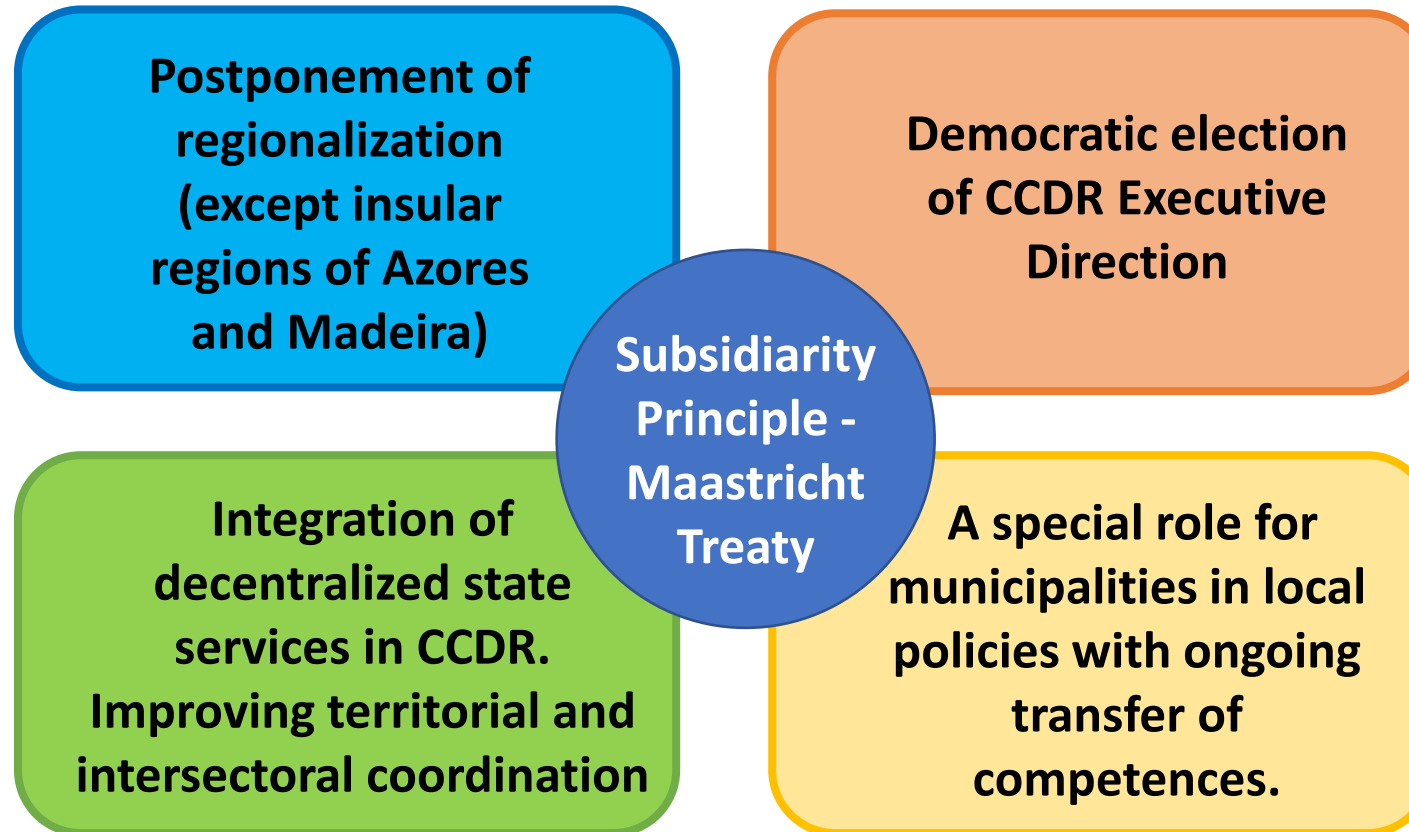


EUROPEAN WEEK OF
REGIONS & CITIES

2003 - 2022

Facts and Challenges

New Challenges for Europe's Cohesion





EUROPEAN WEEK OF
REGIONS & CITIES

2003 - 2022

New Challenges for
Europe's Cohesion

Thank You

#EURegionsWeek

